



ENERGY KNOWLEDGE OPERATING SYSTEM (EKOS)

Cloud Hosted Fuel Management Solution

EKOS

powered by GASBOY

Accu-Flo
1-800-921-2228
www.accuflo.com

Gasboy Proprietary

Table of Contents

Introduction.....3

End-to-End Cloud Hosted Solution.....3

EKOS Advantages.....4

Simplify the ordering process (critical).....5

The Bulk Buying Dashboard.....5

The Order & Dispatch Screen.....5

The Paper Trail Module.....6

Streamline the Accounts Payable process (critical).....7

Bulk Fuel Scorecard.....7

Quoting App in EKOS.....7

Implement streamlined national methodology of calculating fuel pricing.....8

Fair Fuel Index.....8

Excellent detailed reporting and dashboard capabilities.....9

Bulk Fuel Dashboard.....9

Fuel Site Dashboard – All Sites.....9

Fuel Card Dashboard.....9

Standard Reports – Prebuilt and Easy to Access.....10

Customer Reporting Engine – Build, Save, and Schedule Reports on your own.....10

Provide complete transactional transparency for the purchase of bulk fuel across locations.....11

Bulk Fuel Transactions.....11

Fraud and Theft Prevention.....12

Over/Short Module.....12


Equipment Agnostic.....12

Introduction

Gasboy and Go Energies are teaming up to offer a complete, cloud-based fuel management platform (EKOS) that is fully integrated with all your site equipment, fuel cards, drivers, vehicles, and associated systems. There is no other system out there today that will allow you to buy, manage, and transact every drop of your fuel from a single source. Our software portal allows you to track live market data such as real-time rack prices and market trends. Users can do everything from request quotes to placing the actual fuel orders through our software program.

You will have access to all the inventory tools you need, to make sure you always buy fuel at the right time and the right price. You can place an order from your cell phone, and our software system will send the order directly to the supplier. No other entity can offer the end-to-end capabilities on the fuel spectrum and our value to organizations, large and small, has been demonstrated repeatedly.

IMAGINE A COMPLETE FUEL OPERATING SYSTEM



End-to-End Cloud Hosted Solution

Gasboy's Cloud Hosted Fuel Management solution is an end-to-end platform that provides Fleet Managers with visibility of their fleet equipment, fuel management processes, inventory monitoring, and reporting. It provides an expanded solution from the site to the software platform and offers fleet managers the power and flexibility to manage their sites, control distribution, and monitor fuel levels. Additionally, EKOS has the capabilities to manage multiple sites and fleets from one central point, maximizing fleet efficiency and minimizing fleets' fueling expenses.

Additionally, EKOS provides monitoring and control of dispensers, tanks, card readers and fueling authorizations (onsite and offsite). EKOS provides the capability to enjoy seamless control of fleet resources such as vehicles and drivers. EKOS also offers the ability to seamlessly integrate with other 3rd Party hardware you may have on your fuel site.

EKOS is the first software solution that combines retail fuel card transactions from universal networks with private fuel site transactions that were completed onsite. EKOS was also the first system to house a complete National Fuel Supplier Directory. Utilizing this directory, EKOS can help fuel buyers by creating the Fair Fuel Index, which allows buyers to have a benchmark price to review against their quotes received from their preferred supplier network. Lastly, EKOS has a private cellular network with Verizon, so devices such as inventory monitors, card readers, and other petroleum equipment can be connected via cellular gateways, thereby reducing the need to run LAN lines to your fuel island at your site.

EKOS Advantages

In addition to the cutting-edge benefits detailed above, Gasboy's Cloud Hosted Fuel Management solution provides:

- Fuel Control and Transaction Tracking
- Basic Reporting and exporting of data
- Fuel Card Acceptance – Local Auth or Networked
- TLS – Delivery Reporting
- TLS – Basic Alarm Reporting □ TLS – Compliance Reports (Leak Tests)
- Full Inventory Reconciliation with BOL + ATG Deliveries
- Direct “Live” Connection to TLS from your Desktop or Mobile Device
- TLS – Active Alarming with Notification
- 3rd Party Wireless Monitor Integration (Smart Tank, Centeron, Levelcon, Numerex)
- Mobile Transaction Tracking via Tablet or Phone
- Wireless Vehicle ID System with Authorization
- New GVR Universal Fleet Card □ Onsite and Offsite Transaction Tracking
- Embedded card ordering and administration
- Customization of reports – Save & Schedule reports – PDF, CSV, or TXT format
- Order & Dispatch System □ Invoice Reconciliation
- Document Repository (Invoices, BOL's, Driver Tickets, etc.)
- Bulk Fuel Scorecard - Managed vs. Fair Fuel Index

Simplify the ordering process (critical)

The Bulk Buying Dashboard

- ✓ EKOS provides the industry's best fuel buying dashboard.
- ✓ All the information and intelligence is distilled into one organized and prioritized screen
- ✓ The red site is critical while the yellow is an opportunity and the green sites are all full so we don't need to worry with them today.
- ✓ All fuel sites can be dispatched from 1 screen by 1 person!!!

Bulk Dashboard by Site

[SITE](#)
[TASK](#)
[SOON](#)
[INVENTORY](#)

	Site	Total Asset Capacity	Site Segment	Tasks
🔴	+ Birmingham	5,841	3,558 / 6,000	
🟡	+ Cascade	6,528	4,972 / 6,000	
🟢	+ Jacksonville	5,257	3,743 / 6,000	
🟢	+ Castle Blaine	3,496	3,564 / 6,000	
🟢	+ Clanton	3,018	5,611 / 6,000	3,971 / 6,000
🟢	+ Lumberton	4,018	4,982 / 6,000	
🟢	+ Blaine	3,877	5,123 / 6,000	
🟢	+ Marietta Hills	1,378	2,223 / 6,000	
🟢	+ Georgetown	431	3,169 / 6,000	
🟢	+ Lake View	4,792	4,208 / 6,000	
🟢	+ Southboro	1,349	7,978 / 6,000	
🟢	+ Delta Ridge	3,068	3,932 / 6,000	
🟢	+ Bolina	2,501	4,499 / 6,000	
🟢	+ Fayetteville	1,149	7,851 / 6,000	
🟢	+ Mount Lake	1,209	7,791 / 6,000	
	+ New River		71 / 6,000	

The Order & Dispatch Screen

- ✓ EKOS provides a centralized Order & Dispatch Module that allows fuel buyers to procure fuel in less than 15 seconds from their phone or desktop
- ✓ Easily select your supplier
- ✓ Inventory monitors are automatically polled to show current readings
- ✓ Key in the amount of fuel you wish to order. EKOS will provide you with a warning in case you try to order more than available capacity
- ✓ Click place Order and an email dispatch will go directly to the supplier!

[illegible]

Streamline the Accounts Payable process (critical)

Bulk Fuel Scorecard

- ✓ EKOS provides a scorecard for managers to see how well they are doing on bulk fuel buying.
- ✓ This is especially valuable if customers want to use any open bidding for bulk fuel, but can also be used to show the suppliers adherence to contract terms
- ✓ The Paper Trail app also clearly shows the performance of suppliers in terms of getting paperwork to customers in a timely manner. Late paperwork can cause problems for A/P and can harm dispatchers.
- ✓ RED flags where paperwork is missing helps management quickly identify which supplier is falling behind

Corporate Scorecard

09/16/2017 - 10/16/2017

Total Avg. Diff Per Gallon: -0.016526 Total Dollar Diff: -\$5,834.03

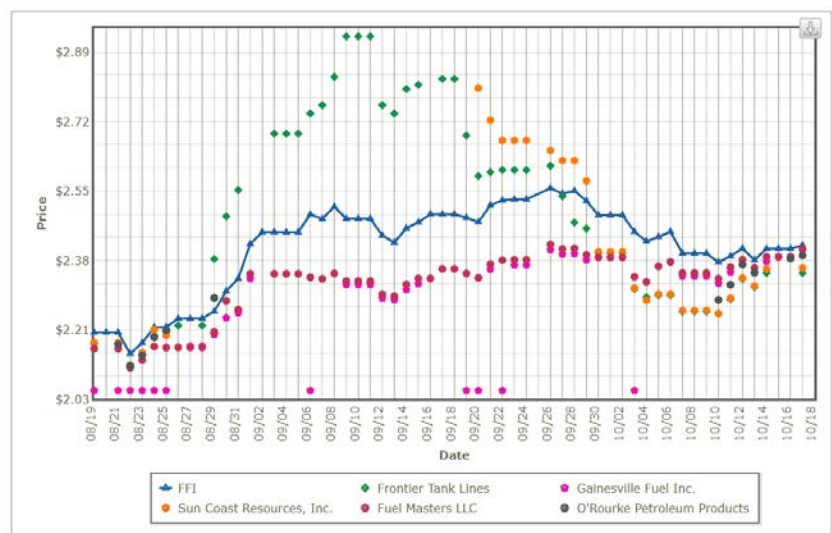
Fuel Site	Product	Loads	Total Gallons	Avg. Nat. Fuel Price	Avg. Purchase Price	Avg. Diff Per Gal.	Dollar Diff
Carbond	DIESEL WITHOUT TAX	4	12,369	2.177132	1.891112	-0.176020	-42,777.16
Carbond	DIESEL	7	36,815	2.448075	2.394185	-0.053890	-87,899.95
Carbond	DIESEL	1	7,404	2.428880	2.270000	-0.158880	-87,116.32
Carbond	UNLEADED	2	10,341	2.210504	2.170775	-0.039729	-87,037.32
Carbond	DIESEL	1	5,852	2.588800	2.478000	-0.110800	-89,008.62
Carbond	DIESEL	2	8,858	2.628122	2.570071	-0.111045	-89,944.91
Carbond	DIESEL WITHOUT TAX	2	6,486	2.289856	2.080792	-0.112864	-87,022.48
St. Marys	DIESEL WITHOUT TAX	1	1,737	2.464200	2.373700	-0.090500	-85,817.32
Carbond	DIESEL	1	4,453	2.743000	2.627000	-0.112000	-85,432.27
Gainesville Peak	DIESEL WITHOUT TAX	1	3,508	1.998900	1.871938	-0.126962	-85,180.32
St. Marys	DIESEL	1	5,861	2.862000	2.578000	-0.088000	-84,751.56
Carbond	DIESEL WITHOUT TAX	1	2,371	2.324000	2.171000	-0.153000	-83,561.91
Carbond	DIESEL	1	4,997	2.521100	2.449100	-0.088000	-83,591.76
Gainesville Peak	DIESEL WITHOUT TAX	1	5,255	2.226000	2.165200	-0.060800	-82,281.27
Gainesville Peak	UNLEADED	1	5,953	2.071000	1.984400	-0.086600	-82,021.25
Carbond	DIESEL WITHOUT TAX	1	4,488	2.146100	1.952000	-0.194100	-82,014.99
Carbond	DIESEL WITHOUT TAX	1	2,447	2.088400	2.079800	-0.008600	-81,750.85
Carbond	DIESEL WITHOUT TAX	5	26,635	1.912117	1.907000	-0.005117	-81,440.50
Carbond	DIESEL WITHOUT TAX	1	3,863	1.879900	1.888100	0.008200	-82,324.50
Carbond	DIESEL	1	45,143	1.934000	1.938000	0.004000	-89,984.74

Delivery Date: 09/16/2017

Fuel Site	Product	Net Gallons	Delivered Price	BOL#	Time	BOL	Driver Ticket	Invoice	Request	Upload
Carbond	DIESEL WITHOUT TAX	3,312	\$2.187000	913818	4:00 pm	1	1	0	1	1
	UNLEADED	3,312	\$2.207000	913818	4:00 pm	1	1	0	1	1
Frontier	DIESEL	5,488	\$2.378000	2508708	4:00 pm	1	0	0	1	1
	DIESEL WITHOUT TAX	1,000	\$1.837000	2508708	4:00 pm	1	0	0	1	1
10/19/2017	Alex	2,880	\$2.388000	953409	4:00 pm	1	1	1	1	1
	DIESEL WITHOUT TAX	6,111	\$1.825000	953409	4:00 pm	1	1	1	1	1
Big Spring										

Quoting App in EKOS

- ✓ If customers choose to use open bidding for fuel, then EKOS can display the quoting performance of suppliers in relation to our Fair Fuel Index
- ✓ If customers use 100% contract, then the blue index line can be set to the contract benchmark so supplier performance variations will be easily spotted since they will vary from the index line.



Gainesville - Peak Bulk Fuel Quotes

Implement streamlined national methodology of calculating fuel pricing

Fair Fuel Index

- ✓ Go Energies has streamlined national pricing efforts for commercial fueling entities by creating a tool called the FAIR FUEL INDEX
- ✓ The index provides a benchmark for every zip code in the United States so each customer location will always know if fuel prices received from suppliers are in line with expectations.
- ✓ In the example to right, EKOS shows you how quotes received from suppliers relate to the Fair Fuel Index.
- ✓ The Fair Fuel Index can assume the values of any contract so daily prices from suppliers can be validated prior to purchase



The screenshot displays the 'Site Details' dashboard. It shows fuel inventory and pricing for three different fuel types: Diesel, Dyed Diesel, and Unleaded. Each fuel type has a 'Days On Hand' indicator, an 'Overfill limit', 'Last inventory reading', and 'Available capacity'. It also shows the 'Fair Fuel Price for 10/17/2017' and the 'Quote for 10/17/2017'.

Fuel Type	Days On Hand	Overfill limit	Last inventory reading	Available capacity	Fair Fuel Price for 10/17/2017	Quote for 10/17/2017
Diesel	N/A	18,000	4,552	13,448	\$2.475500	\$2.348100
Dyed Diesel	N/A	9,000	3,138	5,862	\$2.033900	\$1.910100
Unleaded	N/A	9,000	1,416	7,584	\$2.207200	\$2.038800

Total available capacity (all tanks) 26,894

Go Energies was the first company to create a national index (which we call the Fair Fuel Index) that is specifically designed to standardize a methodology for fuel prices submitted by fuel suppliers to commercial entities.

FAIR FUEL INDEX™
goenergies

What the Index is.
It is a fundamental, foundational tool essential for the Best Buy Analysis by using the index to create fuel benchmarks and scorecards.

What the Index is not.
Unique in that the index is not just a "poster price" it can be applied directly to your fuel site(s) and directly to a customer's profile...so if you are tax-exempt or not...or if you have a site that will require "pump off fees" vs a site that doesn't.

What is considered to create the Index?
It considers all of the components that an end user needs to consider to complete a best buy analysis:
• Fuel Raw Costs • Freight, Taxes • Ancillary • Margins throughout the logistics chain, etc.

Who is the Index for?
The Index is focused on the End User and the Endstream segment of the industry (city, county, town, commercial).
The Fair Fuel Index is based on 1 of 2 baselines chosen by the user...either the Average (contract average) or the Aggressive (the low rack).
It is for nearly every terminal in the US.

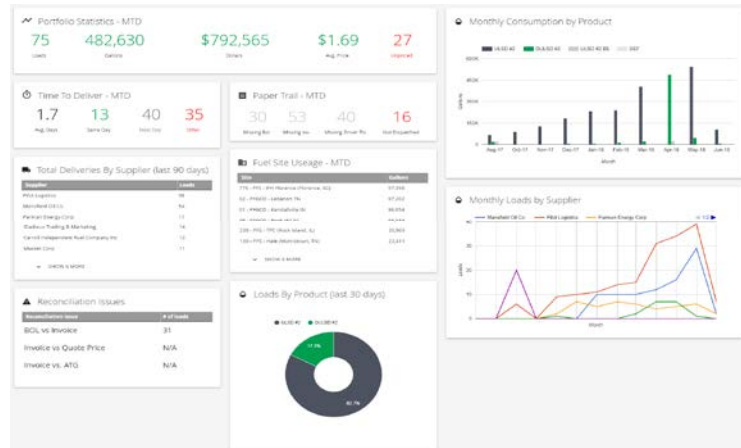
THE FIRST DELIVERED PRICE INDEX IN THE UNITED STATES
ekos.
How does the Index work with our ekos software?
This Index is foundational in our EKOS dashboards for Best Buy analysis and to establish benchmarks and Scorecards.
Links to our home rack and rack network concept so you can look at multiple racks across the country.
Available on the all devices.

Excellent detailed reporting and dashboard capabilities

EKOS has numerous dashboard and visual views to help make fuel management easy for users. We have spent years developing the most advanced user interface in the industry. ***Our software development has a methodology that we call "3 Clicks or Less" which is where we want customers to be able to access anything related to fuel in the entire Fuel EKOSystem in 3 clicks or less***

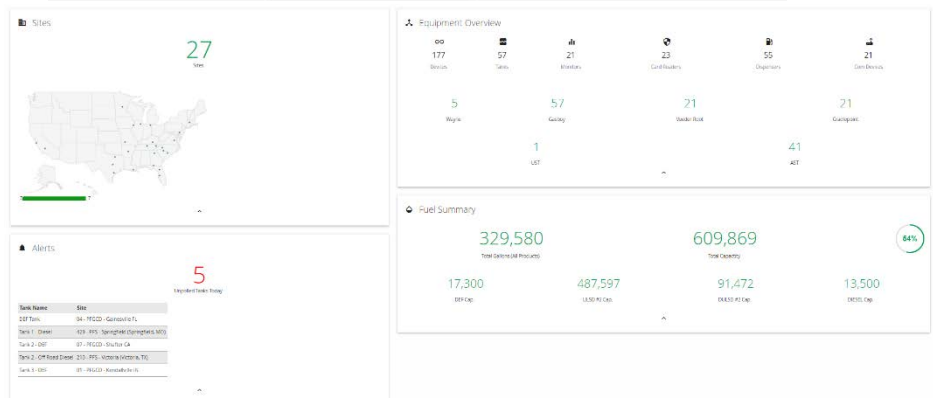
Bulk Fuel Dashboard

Organizational view of fuel consumption and supplier performance



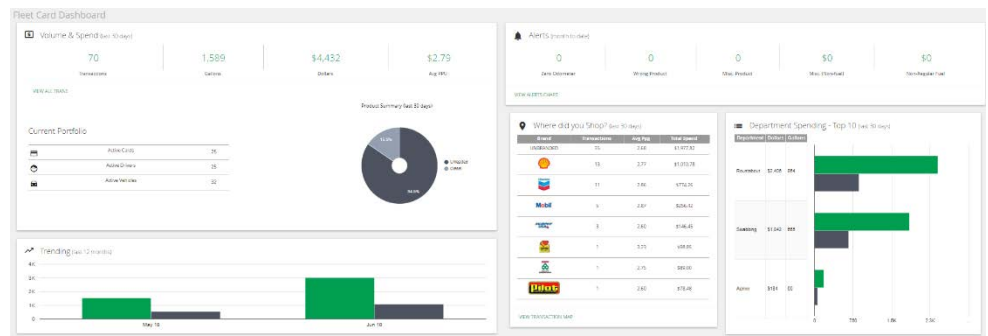
Fuel Site Dashboard – All Sites

See all sites and key stats in one dashboard



Fuel Card Dashboard

The most advanced fleet card interface in the industry. Embed fuel cards in your EKOSystem



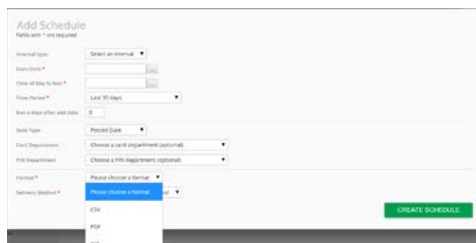
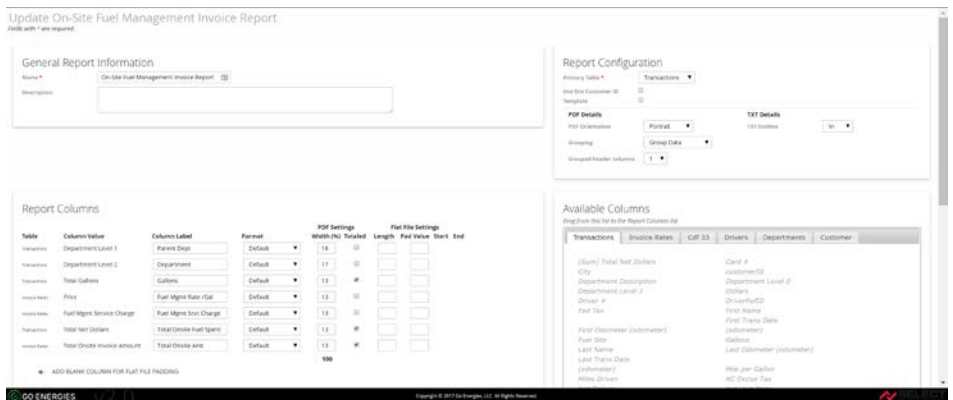
Standard Reports – Prebuilt and Easy to Access

- ✓ Reports can be selected from several menus
- ✓ Calendar widgets help you select reports without having to choose date ranges
- ✓ From the reporting module custom reports can be automatically placed here



Customer Reporting Engine – Build, Save, and Schedule Reports on your own

- ✓ EKOS gives you access to the database so you can choose your own fields....and then drag and drop them onto the report!
- ✓ Choose PDF, XLS, or TXT formats
- ✓ Schedule the report to Email, Post in EKOS, or send to an FTP site (which means you can create your own file exports and the post them to an FTP so your systems can grab the file.



On-Site Fuel Management Invoice Report

1 / 2

GO ENERGIES

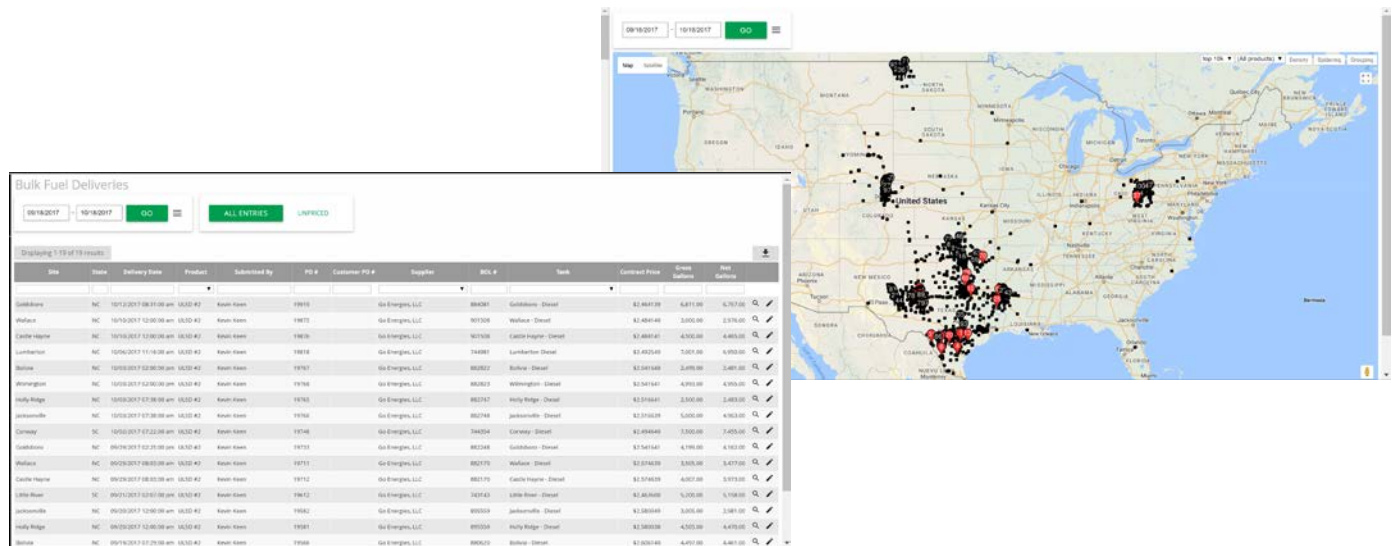
On-Site Fuel Management Invoice Report
SELECT ENERGY SERVICES, LLC
09/01/2017
09/01 - 09/30/17

Parent Dept	Department	Gallons	Fuel Mgmt Rate /Gal	Fuel Mgmt Svc Charge	Total Onsite Fuel Spent	Total Onsite Amt
APFIRM		20,768.00			\$24,533.79	\$24,533.79
	Laramie	2,297.94 \$0.00	\$0.00		\$15,796.51	\$15,796.51
	Midland	217.85 \$0.00	\$0.00		\$537.89	\$537.89
	ST MARYS	3,279.54 \$0.00	\$0.00		\$8,219.37	\$8,219.37
BAKREN		15.00			\$0.00	\$0.00
	Williston	15.00 \$0.00	\$0.00		\$0.00	\$0.00
ETX, NLA		25,722.86			\$40,327.80	\$40,327.80
	Carthage	146.50 \$0.00	\$0.00		\$0.00	\$0.00
	Chenop	4,837.30 \$0.00	\$0.00		\$11,398.53	\$11,398.53
	DISPOSAL, BETHANY	97.23 \$0.00	\$0.00		\$180.49	\$180.50
	Frison	20,553.23 \$0.00	\$0.00		\$48,534.31	\$48,534.33
	Stacycoch	89.60 \$0.00	\$0.00		\$234.46	\$234.47
MDLON		12,344.00			\$26,070.00	\$26,070.00
	Aderson	293.75 \$0.00	\$0.00		\$65.67	\$65.67
	Avondale	6,696.86 \$0.00	\$0.00		\$26,342.27	\$26,342.29
	El Reno	590.04 \$0.00	\$0.00		\$1,340.39	\$1,340.39
	Ponder	2,886.95 \$0.00	\$0.00		\$3,499.69	\$3,499.69
OPS, SGA		446.92			\$947.62	\$947.62
		45.44 \$0.00	\$0.00		\$97.32	\$97.32
	Corp	401.53 \$0.00	\$0.00		\$850.29	\$850.29
PEAK		32,398.00			\$68,157.35	\$68,157.35
	Briggeport	23.40 \$0.00	\$0.00		\$65.01	\$65.01
	Carlsbad	1,138.03 \$0.00	\$0.00		\$2,437.40	\$2,437.40
	Frison	9,617.81 \$0.00	\$0.00		\$18,456.94	\$18,456.94
	Gainesville	3,987.50 \$0.00	\$0.00		\$8,090.73	\$8,090.74
	Geny	395.70 \$0.00	\$0.00		\$444.52	\$444.52

Provide complete transactional transparency for the purchase of bulk fuel across locations

Bulk Fuel Transactions

- ✓ EKOS is the best software tool in the country for putting transactional transparency at the forefront of customer's strategy for managing fuel
- ✓ EKOS can display all bulk fuel deliveries, card reader transactions, and even combine them with retail fuel card purchases...all in one system (as pictured below)
- ✓ We allow as many users to log in to the system as you wish and we let you create and manage your own users at your discretion.
- ✓ EKOS is built with a fully functional "roles based architecture" so you can assign employees full access or you can restrict their capability in EKOS. The best examples are regarding geography and function such as if a customer wanted to limit an employee so they could only see one site or perform one function (such as order bulk fuel).



Fraud and Theft Prevention

Over/Short Module

- ✓ EKOS helps you reconcile every tank every day so you can identify potential loss as soon as possible.
- ✓ Identify human errors
- ✓ EKOS flags discrepancies
- ✓ Graphical views to help users see errors instead of having to sort through mounds of data.
- ✓ EKOS will perform a "leak check" using a 1% threshold which is the EPA standard

